

## UNIT 1 – HELLO!

### Greetings (Selamlaşma)

Yeni biriyle tanışırken adımızı söyleriz. Bunu iki şekilde yapabiliriz:

“Hello! My name is Buse.”



Merhaba! Benim adım Buse.

“Hello! I’m Buse.”



Merhaba! Ben Buse.

### Meeting People (Tanışma)

Karşımızdaki kişiye adını sormak için ise;

“What is your name?”




“Senin adın ne?” sorusunu sorarız.

- Nice to meet you!
- Nice meeting you!
- Glad to meet you!

Tanıştığımıza memnun olduğumuzu belirtmek için şu ifadeleri kullanırız.

- Me too!
- My pleasure.

### Example:



## Etkinlik

1

Cümlelerde boş bırakılan yerlere verilen kelimelerin uygun olanlarını yazınız.

name

'm

Hello

glad

is

to

meeting

1. Nice \_\_\_\_\_ you.

5. \_\_\_\_\_ ! I'm Chai Tu.

2. My \_\_\_\_\_ is Billy.

6. Nice \_\_\_\_\_ meet you.

3. What \_\_\_\_\_ your name?

7. I am \_\_\_\_\_ to meet you.

4. Hello! I \_\_\_\_\_ Alice.

## Etkinlik

2

Karışık verilen kelimeleri sıraya koyarak anlamlı cümleler oluşturunuz.

1. name - your - What - is?  
\_\_\_\_\_2. Helin - name - My - is  
\_\_\_\_\_3. you - meeting - Nice  
\_\_\_\_\_4. to - you - Nice - meet  
\_\_\_\_\_5. is - It - pleasure - my  
\_\_\_\_\_

## Etkinlik

3

Karışık verilen cümlelerin yanına sayılar yazarak doğru sıraya koyunuz.



a.

Nice to meet you.



b.

What is your name?



c.

My name is Hakan.



d.

Nice meeting you, Hakan.



e.

Hello! I'm Pelin.

## Etkinlik

4

Parantez içerisinde karışık verilen kelimelerle anlamlı cümleler kurunuz.

(name / Hi / my / is / Sally )

1. \_\_\_\_\_

(is / your / what / name?)

2. \_\_\_\_\_

(name / my / is / Burçak)

3. \_\_\_\_\_

(you / meeting / nice)

4. \_\_\_\_\_

(meet / nice / to / you)

5. \_\_\_\_\_

(to / you / meet / glad)

6. \_\_\_\_\_

## Etkinlik

5

Resimlerin altına uygun olan ifadeyi yazınız.



1. \_\_\_\_\_




2. \_\_\_\_\_



3. \_\_\_\_\_



4. \_\_\_\_\_



5. \_\_\_\_\_

- A. Goodbye!
- B. Hello!
- C. Nice to meet you!
- D. Good night!
- E. Good morning!

## Etkinlik

6

Aşağıda verilen diyalogları tamamlayınız.

**Alison** : Hello! Good morning!

**Andy** : Hi! (1) \_\_\_\_\_ !

**Alison** : What's your name?

**Andy** : (2) \_\_\_\_\_ Andy. (3) \_\_\_\_\_ ?

**Alison** : I'm Alison. Nice to meet you, Andy.

**Andy** : (4) \_\_\_\_\_ . See you later!

**Alison** : Goodbye!

**Andy** : (5) \_\_\_\_\_

**Macy** : Hi. My name is Macy. (6) \_\_\_\_\_ your name?

**Betty** : My (7) \_\_\_\_\_ is Betty.

**Macy** : Nice (8) \_\_\_\_\_ you, Betty. See you.

**Betty** : Bye bye!

## Etkinlik

7

Verilen soruları kendinize göre cevaplayınız.

1. What's your name?

2. How old are you?

3. How are you?

4. Where are you now?

**A. Aşağıdaki boşlukları “am - is - are” ile tamamlayınız.**

1. Hello! I \_\_\_\_\_ Su.
2. Su \_\_\_\_\_ eleven years old.
3. Her birthday \_\_\_\_\_ on 3<sup>rd</sup> of April.
4. We \_\_\_\_\_ from England.
5. Our parents \_\_\_\_\_ English.
6. My brother and I \_\_\_\_\_ at the same school.
7. His favourite lesson \_\_\_\_\_ Turkish.
8. Jack \_\_\_\_\_ from Ireland.

**B. Aşağıdaki soruları cevapları ile eşleştiriniz.**

1. How are you?	a. Yes, I am.
2. Who is she?	b. Its name is Pasha.
3. What's your name?	c. She is eleven.
4. Where is he from?	d. She is my classmate.
5. Are you seventeen?	e. Yes, he is my best friend.
6. How old is she?	f. Fine.
7. What is its name?	g. He is from Italy.
8. Is this your friend Joey?	h. My name is Linda.

YAZILI  
ÇALIŞMASI

## A. Verilen diyalogu aşağıdaki cümleler ile tamamlayınız.

Glad to meet you

Where are you from

How are you

This is Kiko

Goodbye

**Jenny** : Hi, David ! (1)\_\_\_\_\_?**David** : I'm fine, and you?**Jenny** : Fine, thanks. (2)\_\_\_\_\_. She is my best friend.**David** : Nice meeting you, Kiko.**Kiko** : (3)\_\_\_\_\_, David.**David** : Kiko, (4)\_\_\_\_\_?**Kiko** : I'm from Japan. And you?**David** : Oh, nice. I'm from the UK.**Jenny** : Let's go, Kiko. (5)\_\_\_\_\_ David.**David** : Goodbye.

## B. Boşlukları uygun kelimeler ile doldurunuz.

1. She's \_\_\_\_\_ China.

4. \_\_\_\_\_ he German?

2. Nice to \_\_\_\_\_ you.

5. \_\_\_\_\_ is your name?

3. How old \_\_\_\_\_ she?

6. \_\_\_\_\_ morning.

## C. Verilen cümleleri eşleştiriniz.

1. Nice a. meet you.

2. Glad to b. bye!

3. What's c. meeting you.

4. Good d. you from?

5. Where are e. your name?

1. **Ali** : How are you, Gökhan?

**Gökhan:** \_\_\_\_\_

**Konuşmayı tamamlayan doğru seçenek aşağıdakilerden hangisidir?**

- A) Nice to meet you.
- B) No, I don't.
- C) I'm fine, thanks.
- D) I'm 14 years old. And you?

2. **■** Hello, Aslı! How are you?

**▼** Fine. Where are you going?

**●** OK. See you later!

**♥** Fine, thanks, and you?

**✿** I am going to school.

**Verilen cümlelerden anlamlı bir konuşma oluşturmak için aşağıdaki sıralamalardan hangisini seçmeliyiz?**

- A) ✿ – ♥ – ■ – ▼ – ●
- B) ▼ – ● – ■ – ✿ – ♥
- C) ■ – ♥ – ▼ – ✿ – ●
- D) ♥ – ● – ▼ – ■ – ✿

3. **Lisa** : \_\_\_\_\_

**Sam** : Nice meeting you, Lisa.

**Diyaloğu tamamlayan seçeneği işaretleyiniz.**

- A) What's your name?
- B) Nice to meet you.
- C) Hello!
- D) Where are you from?

4.



We say \_\_\_\_\_ when somebody says "Thanks".

**Konuşma balonunda boş bırakılan yere gelmesi gereken ifade aşağıdakilerden hangisidir?**

- A) "Not at all"                      B) "Thank you"
- C) "Excuse me"                    D) "Pardon me"

5. **Meg** : \_\_\_\_\_

**Ben** : I'm fine, thanks.

**Diyaloğu tamamlayan seçeneği işaretleyiniz.**

- A) Where are you from?
- B) How old are you?
- C) What's your name?
- D) How are you?

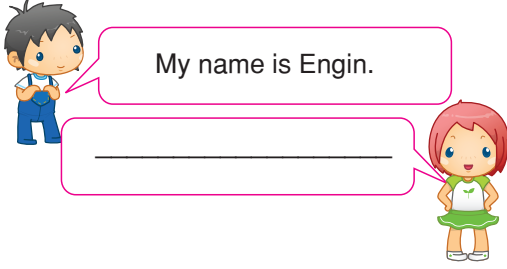
6. **Eddie:** \_\_\_\_\_

**Jane** : I am twenty-one years old.

**Konuşmadaki soru aşağıdakilerden hangisidir?**

- A) What is your name?
- B) Who is she?
- C) How is he?
- D) How old are you?

7.



Yukarıdaki konuşmada boş bırakılan yere aşağıdakilerden hangisi gelmelidir?

- A) Thank you.
- B) Nice to meet you.
- C) Here you are.
- D) Not at all.

8. "Hello! My name is Selin. I'm ten years old. I'm from izmir.  
Yukarıdaki bilgiye göre hangi sorunun cevabı yoktur?

- A) How is she?
- B) What's her name?
- C) How old is she?
- D) Where is she from?

9. **Jack** : I'm \_\_\_\_\_ to meet you, Rose.  
**Rose** : Me too.  
Diyaloğu tamamlayan seçeneği işaretleyiniz.

- A) nice
- B) glad
- C) pleasure
- D) meet

10. "She is twelve years old."

Yukarıdaki cevabın sorusu aşağıdakilerden hangisidir?

- A) Who is Jane?
- B) Is Jane from the USA?
- C) How old is Jane?
- D) Is Jane a student?

11. **Joseph** : Hello, Andy.

**Andy** : \_\_\_\_\_, Joseph!

Diyaloğu tamamlayan seçeneği işaretleyiniz.

- A) Nice
- B) Hi
- C) I'm
- D) Bye

12. I. Nice to meet you, too.

II. Nice to meet you, Alisa.

III. Hi, Ali. I'm Alisa.

IV. Hello, my name is Ali. What's your name?

Verilen cümlelerden anlamlı bir konuşma oluşturmak için aşağıdaki sıralamalardan hangisini seçmeliyiz?

- A) IV - I - II - III
- B) IV - III - II - I
- C) II - I - III - IV
- D) II - III - I - IV



UNIT 1 – HELLO!

Countries and Languages

Ülkeler, uluslar ve dillerinin İngilizce karşılıklarını öğrenelim.

		
Turkey - Turkish Türkiye - Türk/Türkçe	Greece - Greek Yunanistan - Yunan/Yunanca	England - English İngiltere - İngiliz/İngilizce
		
China - Chinese Çin - Çinli/Çince	The United States of America - American Amerika Birleşik Devletleri/Amerikan	Spain - Spanish İspanya - İspanyol/İspanyolca
		
Japan - Japanese Japonya - Japon/Japonca	Italy - Italian İtalya - İtalyan/İtalyanca	Russia - Russian Rusya - Rus/Rusça
		
Ireland - Irish İrlanda - İrlandalı	France - French Fransa - Fransız/Fransızca	Poland - Polish Polonya - Polonyalı

## Etkinlik

1

Kelimelerdeki boşlukları uygun harflerle tamamlayınız.

1. T\_\_KEY → T\_\_K\_\_SH
2. J\_\_P\_\_N → J\_\_P\_\_N\_\_S\_\_
3. EN\_\_AN\_\_ → EN\_\_SH
4. F\_\_AN\_\_E → FR\_\_CH
5. RU\_\_IA → R\_\_S\_\_A\_\_
6. C\_\_NA → C\_\_N\_\_S\_\_
7. I\_\_LY → I\_\_A\_\_I\_\_N
8. \_\_PA\_\_N → \_\_P\_\_N\_\_S\_\_
9. G\_\_CE → G\_\_EK
10. I\_\_L\_\_D → I\_\_IS\_\_
11. P\_\_A\_\_D → PO\_\_SH

Nereli olduğumuzu söylemek, karşımızdakinin nereli olduğunu sormak ve hangi milletten olduğumuzu söylemek için aşağıdaki ifadeleri kullanırız:



Where are you from?

👉 Nerelisin?

Türkiyeliyim. 👉

Ben Türk'üm. 👉

I'm from Turkey.

I am Turkish.



Where are you from?

I'm from China.

I'm Chinese.



## Etkinlik

2

Soldaki cümlelerle sağdakileri eşleştiriniz.

1 Sally is English.

2 George is Italian.

3 Yuri and Sima are Japanese.

4 Zoe and Stella are Greek.

5 Hüsamettin is Turkish.

a He is from Italy.

b They are from Greece.

c She is from England.

d He is from Turkey.

e They are from Japan.

## Etkinlik

3

Görsellerle cümleleri eşleştiriniz.

a.




b.



c.



d.



e.



1. Kazım is Turkish. He likes driving a car.

2. Ivan is Russian. He likes dancing.

3. Michael is American. He likes playing football.

4. Silvia is Italian. She likes Maths.

5. He is Spanish. He likes running.

## Etkinlik

4

Aşağıda verilen tabloyu doldurunuz.

Name	Country	Nationality
Hans	Germany	
Marcos		Italian
Tim	England	
Anna	France	
Katia	Russia	
Maria		Spanish
Ling	China	
Greg	Ireland	
Matylda		Polish

## Etkinlik

5

Aşağıdaki soruları yukarıdaki tabloya göre cevaplayınız.

- Where's Hans from? \_\_\_\_\_.
- What nationality is Ling? \_\_\_\_\_.
- Is Tim Russian? \_\_\_\_\_.
- What country is Anna from? \_\_\_\_\_.
- Is Maria Spanish? \_\_\_\_\_.
- Who is Italian? \_\_\_\_\_.
- Who is Irish? \_\_\_\_\_.
- Is Matylda from Russia? \_\_\_\_\_.

**Making Simple Inquiries**

Birinin gittiği okulu öğrenmek istersek;



Where do you study?

sorusunu sorarız.

Cevap vermek için öncelikle okul türlerini bilmemiz gerekir:

Middle School 📖 Ortaokul

Secondary School 📖 Ortaokul

Primary School 📖 İlkokul

Elementary School 📖 İlkokul

High School 📖 Lise

**Example:**

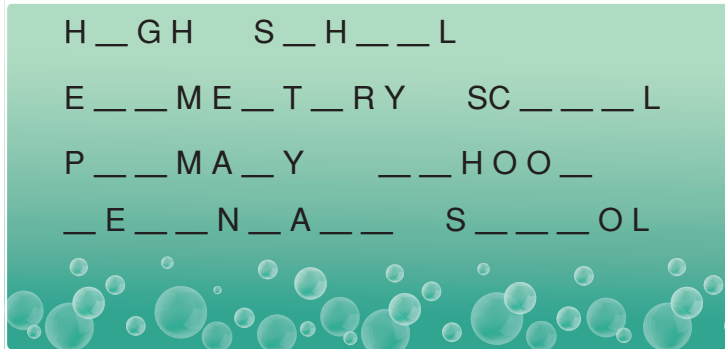
Where do you study?



I study at Orhan Veli  
Elementary School.

**Etkinlik****6**

Aşağıdaki kelimelerdeki boşlukları tamamlayınız.

**Etkinlik****7**

Karışık verilen kelimeleri doğru sıraya koyarak anlamlı cümleler oluşturunuz.

do - Where - you - study - ?

at - Gazi - I - study - Primary - School

A. Kimlik kartını Maria'nın konuşmasına göre doldurunuz.

**IDENTITY CARD**

Name : (1) \_\_\_\_\_.

Surname : (2) \_\_\_\_\_.

Country : (3) \_\_\_\_\_.

Nationality : (4) \_\_\_\_\_.

Languages : (5) \_\_\_\_\_.


Age : (6) \_\_\_\_\_.



Hello everybody!  
My name is Maria Sanchez.  
I'm from Spain and I'm  
Spanish. I speak Spanish  
and English. I'm 15 years  
old.

B. Verilen bilgilere göre diyalogları tamamlayınız.

1.



Country : Japan  
Nationality : Japanese  
Language : Japanese

**Ann** : Where is Juki from?

**Sue** : \_\_\_\_\_.

**Ann** : What nationality is he?

**Sue** : \_\_\_\_\_.

**Ann** : What language can he speak?

**Sue** : \_\_\_\_\_.

2.



Country : France  
Nationality : \_\_\_\_\_  
Language : \_\_\_\_\_

**Jack** : Where is Rachel from?

**Greg** : \_\_\_\_\_.

**Jack** : What nationality is she?

**Greg** : \_\_\_\_\_.

**Jack** : What language can she speak?

**Greg** : \_\_\_\_\_.

3.



Country : \_\_\_\_\_  
Nationality : Turkish  
Language : \_\_\_\_\_

**Brad** : \_\_\_\_\_?

**You** : \_\_\_\_\_.

**Brad** : \_\_\_\_\_?

**You** : \_\_\_\_\_.

**Brad** : \_\_\_\_\_?

**You** : \_\_\_\_\_.

1.



My name is Jim. I am \_\_\_\_\_  
the UK.

Verilen cümlede boş bırakılan yere aşağıdakilerden hangisi gelmelidir?

- A) English                      B) come from  
C) from                         D) at

2. Hello, my name \_\_\_\_\_ Yorgo. I am  
\_\_\_\_\_ Greece.

Boşlukları tamamlayan doğru seçeneği işaretleyiniz.

- A) am / from                      B) is / from  
C) are / from                      D) is / for

3. This is Roberto. He is from Italy. He is  
\_\_\_\_\_ and he speaks \_\_\_\_\_.

Cümleyi tamamlayan doğru seçeneği işaretleyiniz.

- A) Italian / Italy  
B) Italish / Italian  
C) Italian / Italish  
D) Italian / Italian

4.

Katy is \_\_\_\_\_ Italy. She lives  
\_\_\_\_\_ Rome.

Boşluklara uygun kelimeler sırasıyla hangi şıkta verilmiştir?

- A) from / in                      B) from / at  
C) at / in                         D) in / from

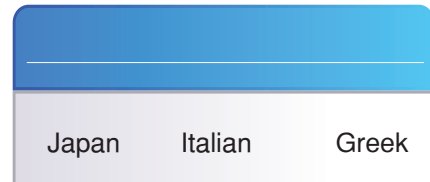
5.

“Two. I can speak Turkish and English.”

Yukarıdaki cevap, hangi soruya verilmiştir?

- A) Can you speak English?  
B) Do you speak Turkish?  
C) How many languages do you speak?  
D) What do you speak?

6.



Verilen kelimelerin ortak ismi aşağıdakilerden hangisidir?

- A) Countries  
B) People  
C) Nationalities  
D) Cities

7.



\_\_\_\_\_

I am from Turkey.



Konuşmayı tamamlayan soru aşağıdakilerden hangisidir?

- A) Do you speak Turkish?
- B) Can you speak Turkish?
- C) Where are you from?
- D) What is your nationality?

8.



Where do you study?


\_\_\_\_\_.



Konuşmada boş bırakılan yere aşağıdakilerden hangisi getirilmelidir?

- A) I like Geography.
- B) I can't read a book.
- C) I study at Erenhazi Elementary School.
- D) I speak German.

9.



Lui \_\_\_\_\_ Japanese and English.



Cümleyi tamamlayan doğru seçenek aşağıdakilerden hangisidir?

- A) speak
- B) doesn't speak
- C) don't speak
- D) speaks

10. **George**: How many languages do you speak?

**Eric** : \_\_\_\_\_

Yukarıdaki konuşmayı doğru tamamlayan seçenek aşağıdakilerden hangisidir?

- A) I like language course.
- B) I am 15 years old.
- C) Two. I speak English and Italian.
- D) I like English.

11. **Amy** : What's your name?

**Marta** : My name is Marta.

**Amy** : \_\_\_\_\_

**Marta** : I'm Polish.

Diyalogda boş bırakılan yere aşağıdakilerden hangisi gelmelidir?

- A) How are you?
- B) Nice to meet you.
- C) What's your nationality?
- D) I'm fine.

12. "I study at Anafartalar High School."

Yukarıdaki cümle aşağıdaki sorulardan hangisinin cevabı olabilir?

- A) What's your nationality?
- B) Can you study?
- C) Where do you study?
- D) What are your favorite classes?



UNIT 1 – HELLO!


The Verb to be

“Verb to be” yapısını kullanırken isim ya da sıfat kullanırız.



I **am** helpful. Ben yardımseverim.

You **are** kind. Sen kibarsın.




He **is** hardworking. O çalışkan.

She **is** clever. O zeki.



It **is** lazy. O tembel.

We **are** cheerful. Biz neşeliyiz.



You **are** funny. Siz eğlencelisiniz.

They **are** friendly. Onlar arkadaş canlısı.



## Etkinlik

1

Görsellerle cümleleri eşleştiriniz.

a

b

c

d

e

f

1. They are cheerful.

2. I am hardworking.

3. It is lazy.

4. We are old.

5. She is young.

6. He is fat.

## Etkinlik

2

İfadeleri eşleştirerek anlamlı cümleler oluşturunuz.

- |             |                 |
|-------------|-----------------|
| 1. We       | a. is handsome. |
| 2. He       | b. am thin.     |
| 3. I        | c. are tall.    |
| 4. She      | d. hardworking. |
| 5. They are | e. is cheerful. |
| 6. It is    | f. fat.         |

## Etkinlik

3

Görseller ile cümleleri eşleştiriniz.

1



2




3



4



5



a) I am happy.

b) Mert is hardworking.

c) Betül is lazy.

d) Cenk is handsome.

e) They are old.

## Etkinlik

4

Boşlukları “am – is – are” kullanarak doldurunuz.

1. Alice : \_\_\_\_\_ Emma tall?

Julia : Yes, she \_\_\_\_\_.

2. Tom : \_\_\_\_\_ you lazy?

Sally : No, I \_\_\_\_\_ not. I \_\_\_\_\_ hardworking.

3. Sue : Who \_\_\_\_\_ handsome? Brad Pitt or Justin Bieber?

Karen : Brad Pitt. He \_\_\_\_\_ my favourite actor.

4. Wendy : Where \_\_\_\_\_ John and Dorathy?

Sam : Well, they \_\_\_\_\_ in the library. They are hardworking.

5. Jack : What \_\_\_\_\_ your friend's name?

Jill : Her name \_\_\_\_\_ Andy. She \_\_\_\_\_ cheerful.

6. Joe : \_\_\_\_\_ he old?

Lisa : Yes, he \_\_\_\_\_.

7. Jay : \_\_\_\_\_ Linda lazy?

Jill : No, she \_\_\_\_\_. She \_\_\_\_\_ hardworking.

## Etkinlik

5

Aşağıdaki diyalogu tamamlayınız.

**Mary** : Hi, Tom! Where (1) \_\_\_\_\_ you?

**Tom** : I (2) \_\_\_\_\_ at the cafe.

**Mary** : Oh, really? Where (3) \_\_\_\_\_ it?

**Tom** : It (4) \_\_\_\_\_ between the supermarket and the cinema.

**Mary** : Who (5) \_\_\_\_\_ with you?

**Tom** : Tim and Jack (6) \_\_\_\_\_ with me. They (7) \_\_\_\_\_ my friends from school.

**Mary** : (8) \_\_\_\_\_ they hardworking?

**Tom** : Yes, they (9) \_\_\_\_\_. We (10) \_\_\_\_\_ going to the library now. We have English homework.

**Mary** : OK. See you later.

**Tom** : Bye.

**Mary** : Bye.

## Etkinlik

6

Cümleri okuyunuz ve doğru seçeneği işaretleyiniz.

	True	False
1. Tom is at the supermarket.	<input type="radio"/>	<input type="radio"/>
2. The cafe is between the supermarket and the cinema.	<input type="radio"/>	<input type="radio"/>
3. Tim, Jack and Mary are friends.	<input type="radio"/>	<input type="radio"/>
4. Tim and Jack are lazy.	<input type="radio"/>	<input type="radio"/>
5. Mary is going to the library.	<input type="radio"/>	<input type="radio"/>
6. Tom and Jack have English homework.	<input type="radio"/>	<input type="radio"/>
7. Mary is at the library with her friends.	<input type="radio"/>	<input type="radio"/>

## Etkinlik

7

Soruları kendinize göre cevaplayınız.

1. What's your friend's name?

\_\_\_\_\_.

2. How old is he / she?

\_\_\_\_\_.

3. Is he / she cheerful?

\_\_\_\_\_.

4. Where is he / she now?

\_\_\_\_\_.

5. Which school does he / she go to?

\_\_\_\_\_.

6. Where is he / she from?

\_\_\_\_\_.



## Etkinlik

8

Aşağıdaki notu "am – is – are" kullanarak doldurunuz.

Hi mom,

I (1) \_\_\_\_\_ not at home now. I (2) \_\_\_\_\_ at the cinema with Emma.

She (3) \_\_\_\_\_ my friend at school. She (4) \_\_\_\_\_ friendly and

helpful. The film's name (5) \_\_\_\_\_ "Mr. Bean". It (6) \_\_\_\_\_ very funny.

See you.

Anna

YAZILI  
ÇALIŞMASI

Görselleri uygun cümle ile eşleştiriniz.



a.

Tom is helpful.

b.

Emma is very kind.

c.

They are fat.

d.

Julia is hardworking.

e.

They are cheerful.

f.

It is lazy.

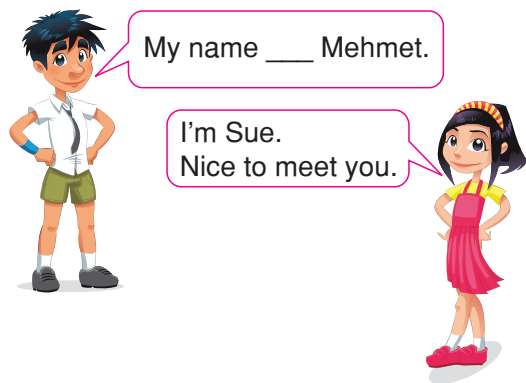
1 – 3. sorularda cümleyi tamamlayan doğru seçeneği işaretleyiniz.

1.




- A) be      B) am      C) is      D) are

2.



- A) is      B) are      C) am      D) aren't

3.



- A) is / is      B) isn't / is  
C) is / isn't      D) isn't / isn't

4. Boşlukları doldurduğunuzda hangi seçenek dışarıda kalır?

Hello! My name \_\_\_\_\_ Meltem. I \_\_\_\_\_ a student. I'm very hardworking. This is Buket. She \_\_\_\_\_ my best friend. She \_\_\_\_\_ a funny girl. We \_\_\_\_\_ good friends.

- A) am      B) is  
C) are      D) am not

5.



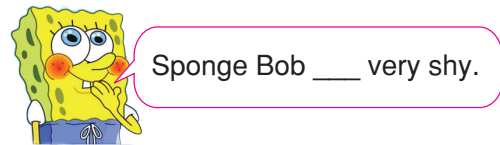
**Ann** : Who \_\_\_\_\_ this?

**Melih** : Tarkan.

**Diyaloğu tamamlayan seçeneği işaretleyiniz.**

- A) is      B) isn't  
C) are      D) aren't

6.



**Cümledeki boşluğa gelmesi gereken kelime seçeneklerden hangisinde verilmiştir?**

- A) am      B) is  
C) are      D) isn't

7-12. sorularda boşluğa uygun seçeneği işaretleyiniz.

7.



My name \_\_\_ Julia. I \_\_\_ 10 years old.

- A) am / is                      B) is / am  
C) is / isn't                    D) are / am not

8. **Kelly**: Who \_\_\_\_\_ there?**Jill** : Brian.

- A) be                              B) are  
C) am                              D) is

9.

It is 9 p.m.  
Jack and Julia \_\_\_\_\_ at home now.  
They \_\_\_\_\_ at school.

- A) aren't / are                      B) aren't / is  
C) are / is                              D) are / aren't

10. **Marcos** : I \_\_\_\_\_ tired.**Bill** : Go to your bed.

- A) am                              B) am not  
C) are                              D) are not

11. **Sam** : Which school do you go to?**John** : \_\_\_\_\_

- A) I go to Middlefield High School.  
B) I'm hardworking.  
C) I'm from the USA.  
D) I'm American.

12. **Alan** : Garfield \_\_\_\_\_ hardworking. He likes sleeping.**Sam** : Yes, that's right.

- A) are                              B) isn't  
C) is                              D) aren't



## UNIT 1 – HELLO!

### School Subjects

Art	👉	Resim
Geography	👉	Coğrafya
History	👉	Tarih
Language	👉	Yabancı Dil
Maths	👉	Matematik
Physical Education (P.E.)	👉	Beden Eğitimi
Science	👉	Fen Bilgisi
Social Studies	👉	Sosyal Bilgiler

### Etkinlik

1

Görsellerle ders isimlerini eşleştiriniz.

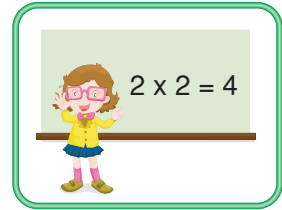
1.



2.



3.



4.



5.



a. Maths

b. Physical Education

c. Geography

d. Art

e. Science

## Etkinlik

2

Aşağıdaki açıklamalar ile ders isimlerini eşleştiriniz.

1. The study of numbers and shapes

2. The study of language that people speak in other countries

3. The study of climate, nature, lakes and seas

4. The study of sounds made by musical instruments

5. The study of drawing and painting

6. The study of wars and past events

7. The study of sports and doing exercises

8. The study of scientific experiments

a. Art

b. Music

c. English

d. Maths

e. History

f. Geography

g. Physical Education

h. Science

### Likes and Dislikes


a. Birine sevdiği şeyleri sormak için "What's your favourite \_\_\_\_\_?" kalıbını kullanırız.

- What's your favourite class?  En sevdiğin ders nedir?

Bir şeyi sevdiğimizi belirtmek istediğimizde, "hoşlanmak" anlamına gelen "like" fiilini kullanırız.

- I like English.  İngilizce dersini severim.

Eğer soracağımız şey çoğulsa "What are your \_\_\_\_\_?" şeklinde sorarız:

- What are your favourite classes?  En sevdiğin dersler nelerdir?

- I like Geography and Maths.  Coğrafya ve Matematği severim.

## Etkinlik

3

Sorularla cevapları eşleştiriniz.

1

What's your favourite animal?

2

What's your favourite day of the week?

3

What's your favourite number?

4

What's your favourite drink?

5

What's your favourite sport?

6

What's your favourite colour?

7

What's your favourite school subject?

8

What's your favourite food?

a

Purple.

b

Milk.

c

Football.

d

Lion.

e

Twenty.

f

Friday.

g

Hamburger.

h

Geography.

## Etkinlik

4

Diyaloğu tamamlayınız.

Where

like

Maths

school

lesson

**Jack** : Hi, Lisa. How are you?**Lisa** : I'm fine, thanks. (1)\_\_\_\_\_ are you going?**Jack** : I'm going to (2)\_\_\_\_\_. I (3)\_\_\_\_\_ Thursdays!**Lisa** : Why?**Jack** : Well, we have double (4)\_\_\_\_\_ today. Maths is my favourite (5)\_\_\_\_\_

## Etkinlik

5

Görsellerle cümleleri eşleştiriniz.

1.



2.




3.



4.



5.



a. I like Maths.

b. I like English.

c. I like Physical Education.

d. I like Art.

e. I like Science.

## Etkinlik

6

Tabloya göre boşlukları doldurunuz.

	Social Studies	Language	Art
Ben	☹️	😊	😊
Dilara	😊	☹️	😊
Ann	😊	😊	😊
Me			

1. Ben's favourite classes are \_\_\_\_\_ and \_\_\_\_\_.

2. Dilara's favourite classes are \_\_\_\_\_ and \_\_\_\_\_.

3. Ann's favourite classes are \_\_\_\_\_, \_\_\_\_\_ and \_\_\_\_\_.

4. My favourite classes are \_\_\_\_\_.

b. Birisinin sevdiği şeyleri sormak için “What is his / her favourite \_\_\_\_\_?” kalıbını kullanırız.

- What’s Jack’s / his favourite class?  Jack’in / Onun en sevdiği ders nedir?

Cevap verirken de he / she / it için -s takısı ekleyerek “like” fiilini kullanırız.

- He likes Art.  Resim dersini sever.

Eğer soracağımız çoğulsa,

- What’s are Jack’s / his favourite classes?  Jack’in / Onun en sevdiği dersler nelerdir?

- He likes Art and Geography.  Resim ve Coğrafya’yı sever.

### Etkinlik

7

Tabloya göre boşlukları doldurunuz.

	German	Maths	Physical Education
Jill	😊	😊	😞
Peter	😞	😊	😞
Laura	😊	😞	😞
Betsy	😞	😊	😊

Jill doesn’t like (1) \_\_\_\_\_ . She likes (2) \_\_\_\_\_ and (3) \_\_\_\_\_ .

Peter doesn’t like (4) \_\_\_\_\_ or (5) \_\_\_\_\_ .  
He likes (6) \_\_\_\_\_ .

Laura doesn’t like (7) \_\_\_\_\_ or (8) \_\_\_\_\_ .  
She likes (9) \_\_\_\_\_ .

Betsy likes (10) \_\_\_\_\_ and (11) \_\_\_\_\_ . She doesn’t like (12) \_\_\_\_\_ .

**A. Aşağıdaki soruları okuma parçasına göre cevaplayınız.**

Dear Emma,

How are you? My name is Andy. I am 10 years old. I am a student. My favourite lesson is Physical Education. I like sports. What about you?

Love,  
Andy

1. How old is Andy?

\_\_\_\_\_ .

2. Is Andy a teacher?

\_\_\_\_\_ .

3. What's his favourite class?

\_\_\_\_\_ .

4. Does Andy like sports?

\_\_\_\_\_ .

**Şimdi siz de Emma'ya bir mektup yazınız.**

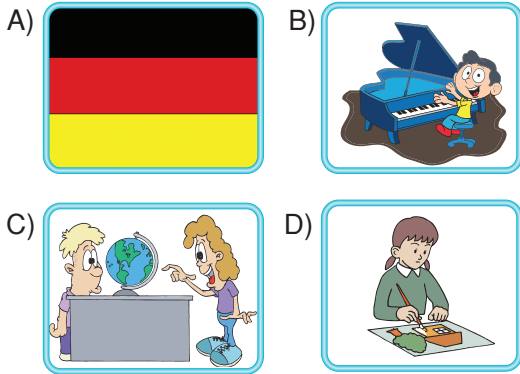
Dear Emma,

\_\_\_\_\_  
\_\_\_\_\_  
\_\_\_\_\_  
\_\_\_\_\_

1. Ali: \_\_\_\_\_  
Cenk: Football and basketball.  
Konuşmayı tamamlayan seçenek aşağıdakilerden hangisidir?

- A) What is your name?  
B) Do you play football?  
C) What are your favourite sports?  
D) Do you like basketball?

2. "My brother likes Geography, German and Art."  
Yukarıdaki cümlede anlatılanlar şıklardan hangisinde yoktur?



3. Harun \_\_\_\_\_ like Geography. He \_\_\_\_\_ Maths.



Cümleyi tamamlayan doğru seçenek aşağıdakilerden hangisidir?

- A) does / likes  
B) do / like  
C) don't / like  
D) doesn't / likes

4.



I like \_\_\_\_\_ .

Resme göre cümleyi tamamlayınız.

- A) Art  
B) Geography  
C) Physical Education  
D) History

5. Tabloyu dikkate alarak boş bırakılan yere uygun gelen seçeneği işaretleyiniz.

				
Tom				

Tom doesn't like \_\_\_\_\_ .

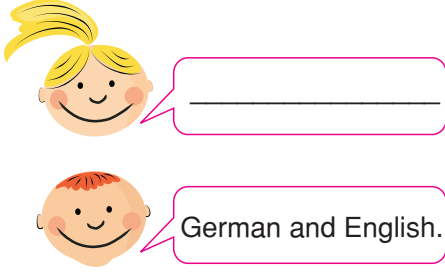
- A) coffee  
B) ice - cream  
C) hamburger  
D) fish

2008-SBS

6. Aşağıdakilerden hangisi bir ders adı değildir?

- A) Social Studies  
B) Physical Education  
C) Art  
D) Class

7.



**Konuşma için uygun soru cümlesi hangi seçenekte verilmiştir?**

- A) Can you speak English?
- B) What are you favourite classes?
- C) Do you like Maths?
- D) Can you speak Spanish?

8.



I like \_\_\_\_\_ .

**Resme göre cümleyi doğru tamamlayan seçenek aşağıdakilerden hangisidir?**

- A) Science
- B) Geography
- C) History
- D) Art


9. **Ece:** \_\_\_\_\_

**Pelin:** I like Maths and English.

**Yukarıdaki konuşmada boş bırakılan yere hangi soru getirilmelidir?**

- A) Can you speak English?
- B) What are your favourite lessons?
- C) Do you like sports?
- D) Can you play basketball?

10.



**Konuşma için uygun soru cümlesi hangi seçenekte verilmiştir?**

- A) Do you like Maths?
- B) What is your favourite game?
- C) What is your name?
- D) Do you like Science?

11.



Salih likes \_\_\_\_\_ .

**Cümleyi doğru tamamlayan seçenek hangisidir?**

- A) Maths
- B) Art
- C) Geography
- D) Physical Education

12. **Aşağıdakilerden hangisi bir ders adı değildir?**

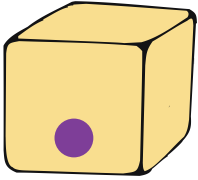
- A) Art
- B) Hardworking
- C) Social Studies
- D) Science



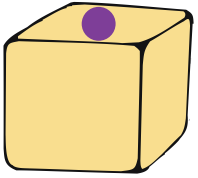
## UNIT 2 – MY TOWN

## Prepositions


Çevremizdeki binalar, nesnelere, eşyalar birbirleriyle konum olarak ilişki içindedirler. Örneğin masa koltuğun yanında, hastane okulun karşısında gibi. İngilizce'de yer yön bildiren kelimelerden bazılarını cümle içinde görelim.



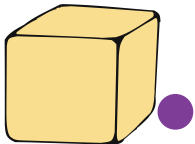
in

The ball is **in** the box.Top kutunun **içinde**.

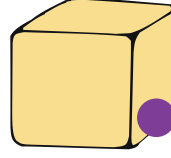
on

The ball is **on** the box.Top kutunun **üstünde**.

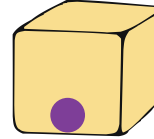
under

The ball is **under** the box.Top kutunun **altında**.

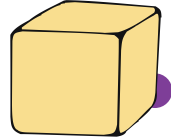
near / nearby

The ball is **near** the box.The ball is **nearby**.Top kutunun **yanında**.

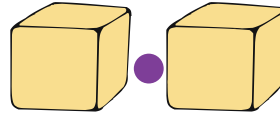
next to

The ball is **next to** the box.Top kutunun **bitişinde**.

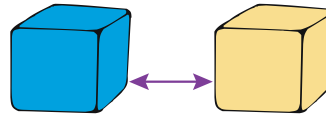
in front of

The ball is **in front of** the box.Top kutunun **önünde**.

behind

The ball is **behind** the box.Top kutunun **arkasında**.

between

The ball is **between** the boxes.Top kutuların **arasında**.

opposite

The yellow box is **opposite** the blue box.Sarı kutu mavi kutunun **karşısında**.

## Etkinlik

1

Aşağıdaki görsellerle kelimeleri eşleştiriniz.

1.



2.




3.




4.



5.



6.



7.



in front of

behind

on

near

under


between

next to

## Etkinlik

2

Verilen haritaya göre cümledeki boşlukları tamamlayınız.



- The \_\_\_\_\_ is between the toyshop and the bakery.
- The \_\_\_\_\_ is opposite the toyshop.
- The church is \_\_\_\_\_ to the mosque.
- The bakery is \_\_\_\_\_ the mosque.
- The \_\_\_\_\_ is opposite the pharmacy.

Görsele bakarak aşağıdaki boşlukları doldurunuz.



The flower is (1) \_\_\_\_\_ the table. The ball is (2) \_\_\_\_\_ the cat and the tree. The apple is (3) \_\_\_\_\_ the tree. The table is (4) \_\_\_\_\_ the tree. The book is not on the table, it is (5) \_\_\_\_\_ the table. The bird is (6) \_\_\_\_\_ the roof. The girl is watching TV (7) \_\_\_\_\_ the house. The cat is (8) \_\_\_\_\_ the house. The car is (9) \_\_\_\_\_ the house. The chair is (10) \_\_\_\_\_ the table.

### Where is ....?

Bir şeyin "Nerede?" olduğunu sormak için "Where is...?" kalıbını kullanırız ve ardından sormak istediğimiz şeyin adını söyleriz.

Where is the shop?

**Mağaza nerede?**

Where is the bus stop?

**Otobüs durağı nerede?**

Bu tür sorulara cevap verirken yer-yön bildiren zarfları kullanırız.



Where is the library?  
**Kütüphane nerede?**



It's **next to** the bakery.  
**Fırının yanında.**

Sorulan yerin hangi sokakta olduğunu söylemek istersek sokağın adının önüne "on" getiririz.



Where is the toyshop?  
**Oyuncakçı nerede?**



It's **on** Papatya Street.  
**Papatya Sokak'ta.**

## Etkinlik

4

Krokiye bakarak boşlukları doldurunuz.

1. The toyshop is \_\_\_\_\_ Gül Street.

2. The pool is on \_\_\_\_\_ Street.

3. The \_\_\_\_\_ and the \_\_\_\_\_ are opposite the church.

4. The \_\_\_\_\_ is next to the toyshop.

5. The \_\_\_\_\_ is \_\_\_\_\_ Karanfil Street, \_\_\_\_\_ the pool.

## Etkinlik

5

Aşağıdaki paragrafa göre haritadaki boş kutulara doğru yer isimleri yazınız.

a) \_\_\_\_\_

b) \_\_\_\_\_

c) \_\_\_\_\_

d) \_\_\_\_\_

e) \_\_\_\_\_

f) \_\_\_\_\_

g)

h)

i)

j)

My house is on Kavram Street, next to the bus stop. Opposite the bus stop, there is a butcher. The toyshop is between the butcher and the post office. Go along Kavram Street and turn right. The police station is on the left. The fire station is opposite the police station and next to the theatre. The library is opposite the theatre. The hospital is on Gül Street, between the pool and library.

## Talking About Locations of Things and Places

Soru sorarken karşımızdaki kişiye “Affedersiniz”, “Pardon”, “Bakar mısınız?” gibi sözcüklerle hitap ederiz. Bu ifadelerin İngilizce karşılıklarını öğrenelim.

**Excuse me!:** Pardon.

**Pardon me!:** Affedersiniz.

**Thanks a lot.:** Çok teşekkür ederim.

**Thanks.:** Teşekkürler.

### Example:

Excuse me! Where is the police station?  
It's around the park.  
Thanks.

☞ Affedersiniz, polis merkezi nerede?  
☞ Parkın etrafında.  
☞ Teşekkürler.

Pardon me! Where is the toyshop?  
It's on Orkun Street.  
Thank you.

☞ Pardon, oyuncakçı nerede?  
☞ Orkun Sokak'ta.  
☞ Teşekkür ederim.

### Etkinlik

6

Aşağıdaki kelimelerden konuşma başlangıcında söylenebilecekleri A sütununa, konuşma sonunda söylenecekleri B sütununa yazınız.

\* Thank you.

\* Hello!

\* Pardon me!

\* Thanks a lot.

\* Excuse me!

\* Bye-bye.

A

B

**A. Kutulardaki kelimeleri aşağıdaki uygun boşluklara yerleştiriniz.**

Excuse me!

Where

Thanks

Thank you.

Pardon

Meg: 1 \_\_\_\_\_ Where is the café?

Joy: The café is around the park.

Meg: 2 \_\_\_\_\_ a lot.

Tom: 3 \_\_\_\_\_ me! How can I go to the church?

Can: The church is on Gül Street next to the mosque.

Tom: 4 \_\_\_\_\_

Ted: 5 \_\_\_\_\_ is your sister?

Ana: I think she is at the cinema.

**B. Soruları haritaya göre cevaplayınız.**



a. Where is the cinema?

\_\_\_\_\_.

b. What is between the school and the hospital?

\_\_\_\_\_.

c. Is the park next to the library?

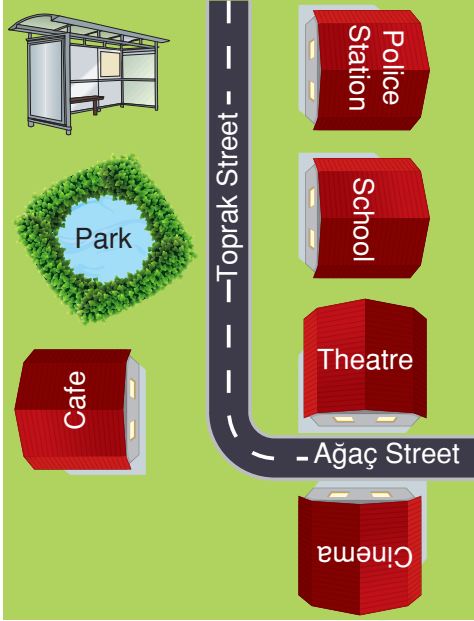
\_\_\_\_\_.

d. Where is the swimming pool?

\_\_\_\_\_.

## 1 - 3. soruları krokiye göre yanıtlayınız.

1.



“Excuse me! Where is the school?”

**Yukarıdaki sorunun cevabı aşağıdakilerden hangisi **olamaz**?**

- A) It's next to the bus stop.
- B) It's on Toprak Street.
- C) It's near the police station.
- D) It's opposite the park.

2. “The \_\_\_\_\_ is between the bus stop and the café.”

**Yukarıdaki cümledeki boşluğa gelmesi gereken kelime aşağıdakilerden hangisidir?**

- A) cinema
- B) park
- C) theatre
- D) school

3. “It's on Toprak Street.”

**Yukarıdaki cümle hangi sorunun cevabı **olamaz**?**

- A) Where is the police station?
- B) Where is the park?
- C) Where is the café?
- D) Where is the cinema?

4.



Where is the park?



It's \_\_\_\_\_ Karaman Street.

**Boşluğu tamamlayan doğru seçenek aşağıdakilerden hangisidir?**

- A) in
- B) at
- C) under
- D) on

5.



Where are you?



I'm at the \_\_\_\_\_.

**Konuşmayı tamamlayan doğru seçenek aşağıdakilerden hangisidir?**

- A) cinema
- B) post office
- C) fire station
- D) supermarket

6. **Cem** : \_\_\_\_\_

**Ozan** : He is in hospital.

**Konuşmayı tamamlayan doğru seçenek aşağıdakilerden hangisidir?**

- A) Where are you?
- B) What is his name?
- C) What time is it?
- D) Where is your father?

7. Resim - kelime eşleştirmelerinden hangisi **yanlıştır**?

A)

Greengrocer's



B)

House



C)

Hospital



D)

Police Station



8. **Sandy**: Pardon me! \_\_\_\_\_ is the fire station?

**Eda** : It's \_\_\_\_\_ Bahariye Street.


**Boşluklara sırasıyla gelmesi gereken kelimeler hangi seçenekte verilmiştir?**

- A) Where / on
- B) Who / at
- C) Which / in
- D) What / around

9. **Aşağıdakilerden hangisi farklıdır?**

- A) Hospital
- B) Butcher
- C) Street
- D) Barber

10.



\_\_\_\_\_ Where is the \_\_\_\_\_?

**Boşluklara sırasıyla gelmesi gereken kelimeler aşağıdakilerden hangisidir?**

- A) Pardon me! / mosque
- B) Excuse me! / supermarket
- C) Pardon me! / fire station
- D) Excuse me! / butcher

11.



The cafe is \_\_\_\_\_ the bookshop and the toyshop.

**Resme göre cümleyi tamamlayınız.**

- A) behind
- B) between
- C) next to
- D) in front of

12.



\_\_\_\_\_



It's near the café.

**Konuşmayı tamamlayan uygun soru cümlesi hangi seçenekte verilmiştir?**

- A) How are you?
- B) Where are you?
- C) Where is the bookshop?
- D) Do you go to work?



## UNIT 2 – MY TOWN

## Vocabulary (Kelime Bilgisi)

Yaşadığımız çevrede çeşitli yerler vardır. Okul, hastane, eczane, banka gibi. Bu kelimelerin İngilizcedeki karşılıklarını öğrenelim.



Street



Sokak



bus stop



Otobüs durağı



shop



Mağaza



pharmacy / Chemist



Eczane



bank



Banka



barber




Berber



library



Kütüphane



mosque




Cami



church



Kilise



pool



Havuz



toyshop



Oyuncak dükkânı



bookshop



Kitapçı dükkânı



museum



Müze



grocery



Bakkal

## Etkinlik

1


Görsellerin altına uygun yer isimlerini yazınız.

a.



---

b.



---

c.



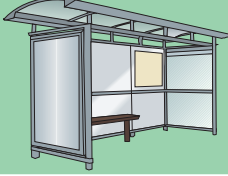
---

d.



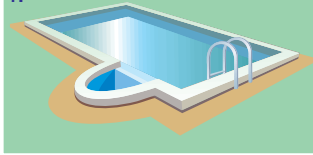
---

e.



---

f.



---

g.



---

h.




---

i.



---

j.



---

k.



---

l.



---

## Etkinlik

2

Doğru seçeneği yuvarlak içine alınız.

1. **Ann** : Where do you post letters?  
**Jack** : At the **bookshop** / **post office**.
2. **Julia** : Where do you watch films?  
**Linda** : At the **theatre** / **cinema**.
2. **Aden** : Where do you get medicine?  
**Eddie** : At the **butcher** / **pharmacy**.

## Etkinlik

3

Resimleri yazılarla eşleştiriniz.

a.

There are shops and cafe's on Oxford Street.

b.

I am at the mosque now.


c.

I am at the toyshop. It's my favourite place.

d.

I am at the pharmacy.

1.




2.



3.



4.



## Etkinlik

4

Cümleleri doğru yerle eşleştiriniz.

1. Be quiet! Read your books, please.
  2. Some bread and a cake, please.
  3. Your hair is too long. You need a haircut.
  4. Let's swim and dive.
  5. Oh! Look! Here comes 98T.
  6. I want to buy this book.
- a. Barber
  - b. Bus stop
  - c. Bakery
  - d. Bookshop
  - e. Library
  - f. Pool

## Etkinlik

5

Harfleri tamamlayarak verilen yerlerin isimlerini bulunuz.

1. \_\_ H \_\_ C \_\_

4. \_\_ A \_\_ M \_\_ Y

2. \_\_ O \_\_

5. \_\_ I \_\_ R \_\_

3. S \_\_ P

6. T \_\_ H \_\_ P

7. B \_\_ R Y

8. C \_\_ M A

## Etkinlik

6

Aşağıdaki soruları kendi yaşadığınız yere göre cevaplayınız.

1. Is there a bakery in your town?

---

2. What is the name of the bakery?

---

3. What other shops are there around the bakery?

---

4. What street is the bakery on?

---

5. What do you buy at the bakery?

---

## Etkinlik

7

Aşağıdaki cümleleri yer isimleri ile eşleştiriniz.

1. We stay there on our holiday.

2. Julia goes there to take her dog for a walk.

3. I go there to be fit.

4. We go there to buy fresh bread and bagels.

5. He watches his favourite films there.

6. My mom buys vegetables there.

7. I wait there for the bus every morning.

8. Students study and learn there.

a. sports center

b. bakery

c. greengrocer's

d. bus station

e. library

f. hotel

g. park

h. cinema

1. ....

3. ....

5. ....

7. ....

2. ....

4. ....

6. ....

8. ....


## Etkinlik

8


Aşağıdaki görsellere göre doğru seçeneği işaretleyiniz.



- a. train station
- b. pharmacy
- c. toyshop
- d. shoe shop



- a. mosque
- b. bookshop
- c. playground
- d. supermarket



- a. bus station
- b. fire station
- c. police station
- d. train station



- a. shoe shop
- b. bookshop
- c. hospital
- d. stationery

5.



- a. church
- b. museum
- c. mosque
- d. park

6.



- a. school
- b. cinema
- c. mall
- d. bank

7.




- a. school
- b. hospital
- c. toyshop
- d. stationery

8.



- a. circus
- b. theatre
- c. sports center
- d. barber

9.



- a. restaurant
- b. pool
- c. grocery
- d. pet shop

10.



- a. mosque
- b. tower
- c. library
- d. cafe

## Etkinlik

9

Aşağıdaki isimleri nesnelere eşleştiriniz.

1. florist

2. pharmacy

3. butcher

4. post office

5. zoo

6. museum

7. hospital

8. bakery

9. stationery

10. toyshop

11. library

12. shoe shop

a. animals

b. pencils

c. flowers

d. trainers

e. medicine

f. bread

g. dolls

h. books

i. ambulance

j. paintings

k. letters

l. meat

1. ....

2. ....

3. ....

4. ....

5. ....

6. ....

7. ....

8. ....

9. ....

10. ....

11. ....

12. ....

A. Aşağıdaki cümleleri kutu içinde verilen uygun yer isimleri ile doldurunuz.

1. I'm going to the \_\_\_\_\_ to buy books.
2. We need to study in a quiet place. Let's go to the \_\_\_\_\_.
3. My mother is going to the \_\_\_\_\_ to buy vitamins.
4. Let's buy some fruit from the \_\_\_\_\_.
5. I need money, so I'll go to the \_\_\_\_\_.
6. She meets her friends at a \_\_\_\_\_. They eat and drink something.
7. There are different animals at the \_\_\_\_\_.
8. He goes to the \_\_\_\_\_ to buy some cookies.
9. Let's go to the \_\_\_\_\_ to have fun.
10. My daughter wants to go to the \_\_\_\_\_ to buy dolls and teddy bear.
11. He needs a haircut so, he'll go to the \_\_\_\_\_.
12. The Muslims go to the \_\_\_\_\_ to pray.
13. He goes to the \_\_\_\_\_ to swim.

playground - bank - library - zoo - bookshop - toyshop - cafe - pool - pharmacy -  
bakery - grocery - mosque - barber

## 1-4. sorularda boş bırakılan yere uygun seçeneği işaretleyiniz.

1. We go to the \_\_\_\_\_ to buy some clothes.

- A) mall  
B) museum  
C) shoe shop  
D) theatre

2. You should go to the \_\_\_\_\_ if you have a pain.

- A) school  
B) bakery  
C) hospital  
D) cinema

3. We usually go to the pharmacy to buy \_\_\_\_\_.

- A) shoe  
B) pill  
C) cookie  
D) book

4. We go to the cafe to \_\_\_\_\_.

- A) buy bread  
B) swim  
C) buy toys  
D) eat something

5.



Resmi ifade eden kelimeyi işaretleyiniz.

- A) mosque  
B) fire station  
C) museum  
D) pharmacy

6. I need to go to the \_\_\_\_\_ to be fit.

**Boş bırakılan yere uygun seçeneği işaretleyiniz.**

- A) theatre  
B) bookstore  
C) sports center  
D) pharmacy

7. Aşağıda karışık olarak verilen kelimelerden anlamlı bir cümle kurunuz.

waiting / I / at / am / bus / the / stop.  
1 2 3 4 5 6 7

- A) 2 – 4 – 1 – 3 – 6 – 5 – 7  
B) 2 – 1 – 4 – 6 – 3 – 5 – 7  
C) 2 – 6 – 1 – 4 – 3 – 5 – 7  
D) 2 – 3 – 4 – 1 – 6 – 5 – 7

8. I need notebooks and pencils. Let's go to the \_\_\_\_\_.

**Yukarıdaki cümleyi tamamlayan seçeneği işaretleyiniz.**

- A) museum  
B) shoe shop  
C) bakery  
D) stationery

9. Aşağıdaki kelimeler gruplandırıldığında hangisi **açıkta kalır**?

- A) teddy bear  
B) ball  
C) doll  
D) pill

10. Aşağıdaki kelimeleri seçenekler ile eşleştirdiğinizde hangisi doğrudur?

Student – Clothes – Flowers

- A) Mall – Florist – School  
B) Florist – Mall – School  
C) Mall – School – Florist  
D) School – Mall – Florist



## UNIT 2 – MY TOWN

## Vocabulary (Kelime Bilgisi)

Çevremizde bulunan yer isimlerinin bazılarını 1. bölümde öğrenmiştik. Yeni yer isimleri öğrenelim.



house



Ev



school



Okul



hospital



Hastane



butcher



Kasap



greengrocer's



Manav



post office



Postane



café



Kafe



supermarket



Süpermarket



theatre



Tiyatro



cinema



Sinema



police station



Polis merkezi



fire station



İtfaiye

## Etkinlik

1


Aşağıdaki görselleri altına isimlerini yazınız.



1. ....




2. ....



3. ....



4. ....



5. ....



6. ....



7. ....



8. ....



9. ....

## Etkinlik

2

Aşağıdaki kelimelerde boş bırakılan yerlere harfleri yazınız.

1. SU\_\_ER\_\_A\_\_KET

5. TH\_\_AT\_\_E

9. PHA\_\_\_\_\_

2. FI\_\_E\_\_S\_\_\_\_\_IO\_\_

6. GRE\_\_NG\_\_OC\_\_R

10. C\_\_\_\_\_

3. H\_\_\_\_SE

7. BU\_\_C\_\_ER

11. T\_\_\_\_\_P

4. SC\_\_O\_\_L

8. P\_\_S\_\_O\_\_FIC\_\_

12. B\_\_\_\_\_

## Etkinlik

3

Aşağıda karışık olarak verilen harflerden anlamlı yer isimleri oluşturunuz.

1. U - H - S - O - E

→ 

2. A - H - L - T - S - O - P - I

→ 

3. F - A - C - E

→ 

4. E - O - P - L - I - C T - A - S - I - O - N

→   

5. R - B - U - H - C - T - E

→ 

6. K - M - S - R - E - A - R - T - E - U - P

→ 

7. E - C - A - I - N - M

→ 

## Etkinlik

4

Aşağıdaki cümleleri diğer yarısıyla eşleştiriniz.

1. She goes to the cafe

2. We go to the hospital

3. We go to the butcher

4. I go to the cinema

5. We go to the supermarket

6. I go to the greengrocer's

7. She goes to the post office

a. to buy eggs, flour and sugar.

b. to watch a new film.

c. to drink fresh lemonade.

d. to post her letters.

e. to see our doctor.

f. to buy fruits and vegetables.

g. to buy chicken and meat.

1. .... 2. .... 3. .... 4. .... 5. .... 6. .... 7. ....

## Etkinlik


5

Harfleri tamamlayarak verilen yerlerin isimlerini bulunuz.

Across



Down



## Etkinlik

6

Aşağıdaki cümlelere göre kişilerin nerede olduklarını yazınız.

1. I need a kilo of apple. \_\_\_\_\_
2. I like reading in a quiet place. \_\_\_\_\_
3. She is buying two tickets for the play. \_\_\_\_\_
4. He needs a pair of shoes. \_\_\_\_\_
5. Meg likes cookies. \_\_\_\_\_
6. Let's see the animals. \_\_\_\_\_
7. Students learn new things. \_\_\_\_\_
8. We go there when we are ill. \_\_\_\_\_
9. If someone steal your bag, you go there. \_\_\_\_\_
10. If there is a fire, we call there. \_\_\_\_\_
11. When we write a letter, we go there to send it. \_\_\_\_\_
12. Students buy pencils, crayons, rulers and rubbers from there. \_\_\_\_\_

## Etkinlik

7

Aşağıdaki kelimeleri görsellerle eşleştiriniz.

café hospital school post office pharmacy greengrocer's market



YAZILI  
ÇALIŞMASI

## A. Aşağıdaki diyalogu verilen sorular ile tamamlayınız.

A What colour are they?

B How much are they?

C Who is usually with you?

D What do you do there?

E Where do you go at the weekends?

F Do you buy anything?

G What do you usually buy?

1. A : \_\_\_\_\_

B : I went to the shoe shop.

2. A : \_\_\_\_\_

B : My sister.

3. A : \_\_\_\_\_

B : We take a look at the shoes and clothes.

4. A : \_\_\_\_\_

B : Yes, sometimes.

5. A : \_\_\_\_\_

B : Trainers.

6. A : \_\_\_\_\_

B : 70.

7. A : \_\_\_\_\_

B : Black and white.

## B. Aşağıda karışık olarak verilmiş olan kelimelerden anlamlı birer cümle oluşturunuz.


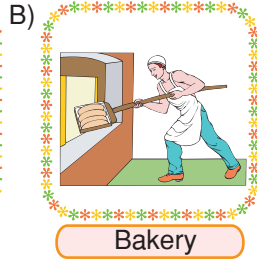

1. delicious – He – eats – at – the – café – cakes \_\_\_\_\_.

2. film – new – I – cinema – to – see – go – the – a – to \_\_\_\_\_.

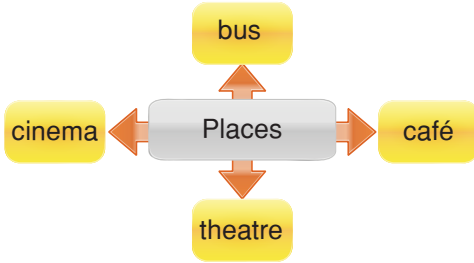
3. buy – fresh – We – meat – the – butcher – from \_\_\_\_\_.

4. She – to – the – goes – mosque – pray – to \_\_\_\_\_.

1. Aşağıdaki resim - kelime eşleştirmelerinden hangisi **yanlıştır**?



2.



"Places" ifadesine uymayan kelime hangisidir?

- A) bus                      B) cinema  
C) theatre                D) café


3.



Konuşmayı tamamlayan doğru seçenek aşağıdakilerden hangisidir?

- A) I go to school.            B) I'm fine, thanks.  
C) I'm at the park.        D) I live in İstanbul.


4.



Konuşma balonundaki görsele göre anenin verdiği cevap seçeneklerden hangisidir?

- A) I'm at the park.  
B) I'm at the hospital.  
C) I'm at the supermarket.  
D) I'm at home.

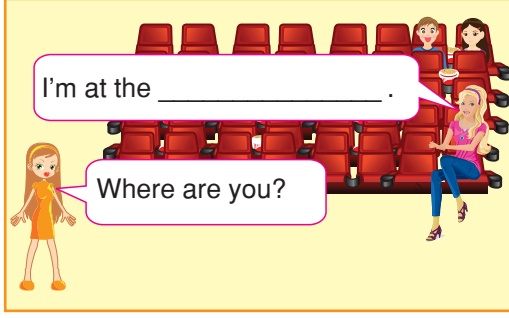
5.



Yukarıda yanlış olan eşleştirmedeki kelimenin doğrusu nedir?

- A) mosque                      B) bakery  
C) butcher                      D) pharmacy

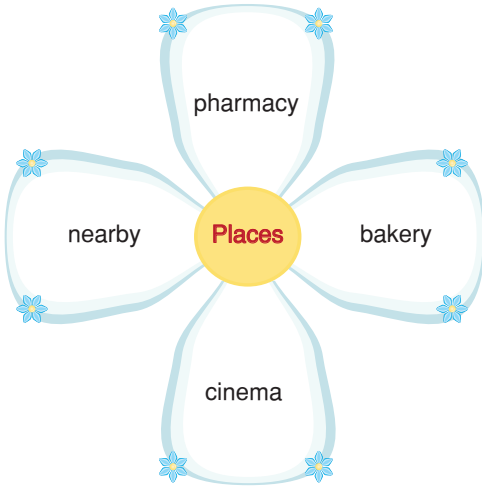
6.



Resme göre konuşmayı tamamlayan doğru seçenek aşağıdakilerden hangisidir?

- A) post office                      B) theatre  
C) school                              D) library

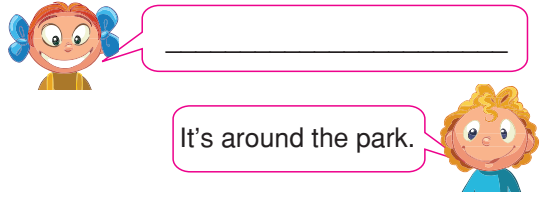
7.



“Places” ifadesine **uymayan** kelime hangisidir?

- A) pharmacy                      B) bakery  
C) nearby                              D) greengrocer's

8.



Konuşma için uygun soru cümlesi hangi seçenekte verilmiştir?

- A) Where are you?  
B) How are you?  
C) Do you go to the park?  
D) Where is the post office?

9.

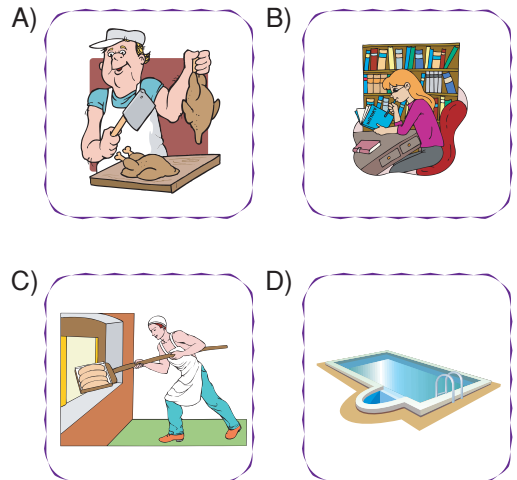


Cümledeki boşluğa gelmesi gereken kelime aşağıdakilerden hangisidir?

- A) hospital                              B) post office  
C) cinema                              D) bus stop

10. How can I get to the library?

Altı çizili kelimeyi anlatan görsel aşağıdakilerden hangisidir?

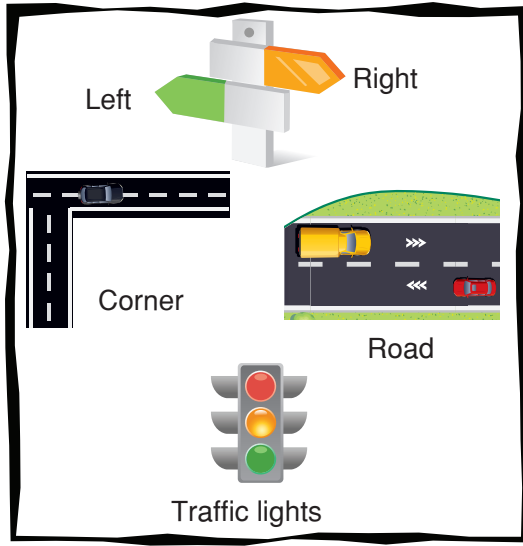




UNIT 2 – MY TOWN

Asking For and Giving Directions

- \* Yol tarif etmek için bazı kelimeler kullanırız. Bu kelimeler nelerdir öğrenelim.



- \* \*Köşede, sağda ve solda derken “on” edatını kullanırız.

Examples:

Where is the greengrocer's?

Manav nerede?

It's on the right.

Sağda.

Where is the pool?

Havuz nerede?

It's on the left.

Solda.

Where is the post office?

Postane nerede?

It's on the corner.

Köşede.

- \* Bir yerden başka bir yere nasıl gidebileceğimizi sormak için “How can I get to...?” yapısını kullanırız.

Examples:

Excuse me! How can I get to the post office?

Affedersiniz, postaneye nasıl gidebilirim?

- \* Cevap verirken yön tarif etmek için bilmemiz gereken bazı yapılar vardır:

Go straight ahead. 🖐️ Dümdüz git.

Turn left. 🖐️ Sola dön.

Turn right. 🖐️ Sağa dön.

Cross the street. 🖐️ Sokağın karşısına geç.

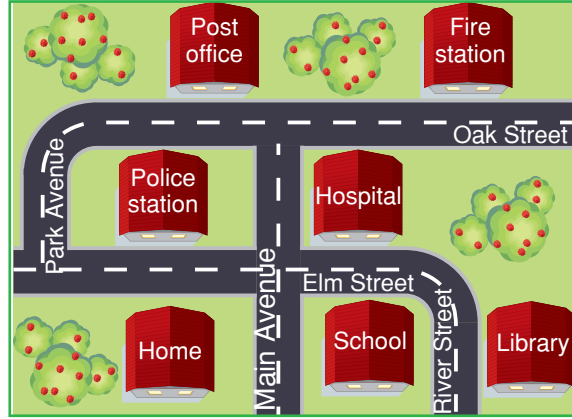
Cross the road. 🖐️ Yolun karşısına geç.

Go along the street. 🖐️ Yol boyunca git.

## Etkinlik

1

Aşağıdaki krokiye göre evde olan birine diğer yerleri nasıl tarif ederiz.



## Example:

**Ann:** Excuse me! How can I get to the library?

**Bill:** Go along the Main Avenue. Turn right. Go along Elm Street. Turn right. It's on the left.

**Alice:** Pardon me! How can I get to the post office?

**Betty:** \_\_\_\_\_  
\_\_\_\_\_

**Sue:** Excuse me! How can I get to the fire station?

**Tom:** \_\_\_\_\_  
\_\_\_\_\_

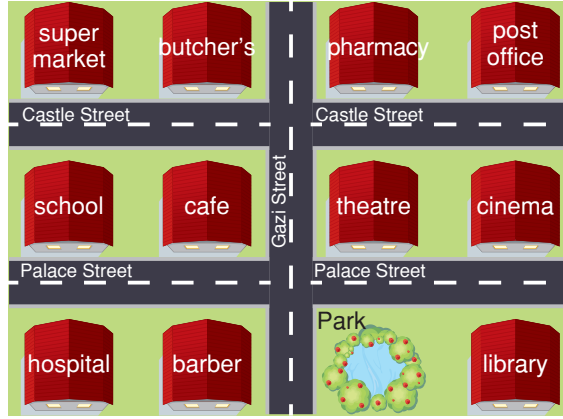
**Sally:** Pardon me! How can I get to the hospital?

**Tim:** \_\_\_\_\_  
\_\_\_\_\_

## Etkinlik

2

Parktan hareket ederek krokiye göre soruları cevaplayınız.



1. Tarifi verilen yer neresidir?

"Go along Gazi Street. Turn right. It is next to the post office."

\_\_\_\_\_ .

2. Tarifi verilen yer neresidir?

Walk straight ahead. Turn left. It is on your left on Palace Street, next to the hospital.

\_\_\_\_\_ .

3. Tarifi verilen yer neresidir?

Go along the street. Turn left on Castle Street. It is on the right, next to the butcher.

\_\_\_\_\_ .

4. Cümlelerdeki boşlukları haritaya göre tamamlayınız.

a. The school is next to the \_\_\_\_\_ .

b. The park is \_\_\_\_\_ the library.

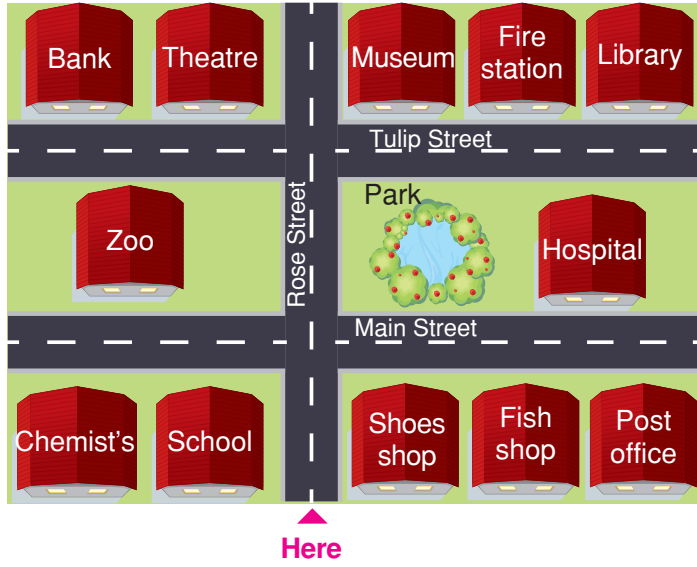
c. The theatre is \_\_\_\_\_ the cafe.

d. The hospital is on \_\_\_\_\_ Street.

## Etkinlik

3

Verilen tarife göre nereye varıldığını yazınız.



e.g.

You're on Rose Street now. Walk past the park. Turn right on Tulip Street. Go straight ahead. It's opposite the library.

HOSPITAL

1

Go along Rose Street. Then, stop at the corner of Main Street and turn left. Walk past the school. It's opposite the zoo.

2

Go along Rose Street. Turn the second left. It's next to the bank.

3

Go straight ahead. Stop at the corner of Tulip Street and turn right. Walk past the park. It's between the museum and the library.